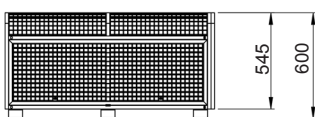
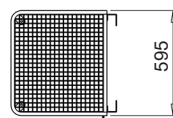
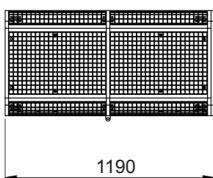



ACB1200 Specifications



Frame	20 mm x 20 mm x 1.6 mm Welded Steel Tube
Mesh	25 mm x 25 mm x 3 mm Welded Mesh - Welded to Frame
Cage Depth	600 mm OD - 580 mm ID
Cage Width	595 mm OD - 555 mm wide ID
Cage Length	1190 mm OD, 1170 mm ID
Fixing Plate	80 x 35mm plate with slotted holes to suit 8mmØ fixings to wall and ground
Mounting Brackets	80 x 35mm Mounting Brackets supplied to provide 55mm clearance for pipework Cage can be installed with or without mounting brackets
Cage Safety	Corners are 90 mm radius to minimise personal injury
Assembly Required	Units are made up of the following parts (see diagram) #1 - Front Panel (Removable) #2 - Side Panel #3 - Side Panel with Access #4 - Access Panel (Removable) with Padlock Tab #5 - End Panel (Removable) #6 - Mounting Brackets
Lockable	Access Door has a Welded Tab if Padlock is required
Assembly Fixings	All Fixings supplied - M6 tamper proof Torx bolts, washers and tool
Optional End Panel	Available - Part No EPB0001
Optional Joiner Bracket	Available to join and extend multiple cages - Part No JBB0001
Coating	Two stage protection with Zinc Plating and Black Powder Coating



Order Additional
End Panel EPB0001
if required

